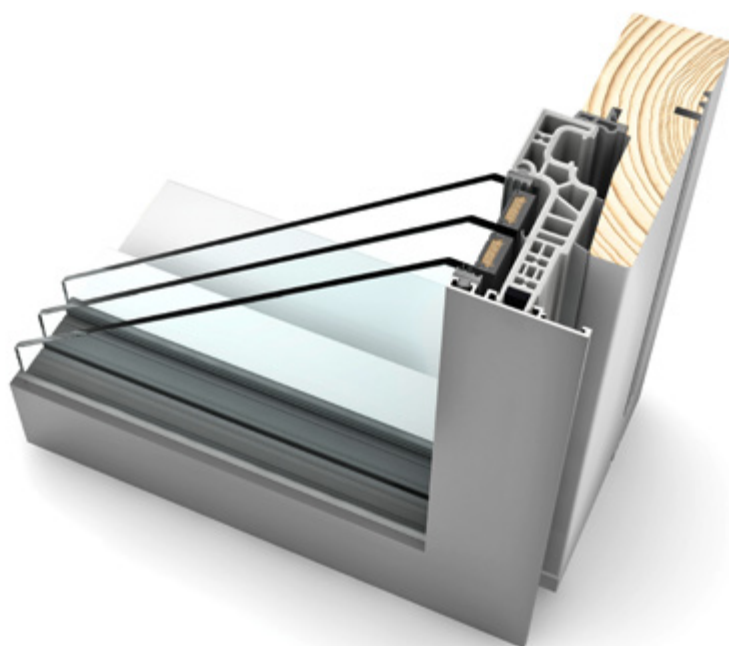



WOOD/ALU WINDOWS

KASTRUP ENERGY | INVI





 100% Made in Denmark

KASTRUP ENERGY

Kastrup's wood/alu ENERGY collection combines the sleek design with the latest technology in the window industry.




KASTRUP ENERGY TRIPLE GLAZING

Standard designstyle MODERN has an external feature glazing bead and smooth internal profiling.



KASTRUP ENERGY DOUBLE GLAZING

Standard designstyle MODERN comes with a characteristic bevel on the outside and smooth profiling on the inside.



Top insulation with composite rebate

The profile of the frame rebate is made of a fibre-reinforced composite material, that creates a highly insulated product without the risk of rot or fungus.



The most slender window profile

42mm profile height on all fixed frame windows with 48mm glass. Perfect for large glass areas in modern buildings.



Handle operated brake is standard

Side hung windows and patio doors include a handle operated brake that secures the casement's position during normal wind conditions. Top guided and side guided windows include friction brake.



Burglar-proof

All windows and patio doors are delivered with hardened restrictor hooks and adjustable secure striking plates as standard. KASTRUP ENERGY is certified to PAS24.



Durable, high quality materials

No dark marks and virtually knot-free pinewood. Extra resistant powder coated aluminium. A fibre-reinforced composite frame ensures strength.



Traditional style for older buildings

You can always choose our designstyle CLASSIC for an internal profiling in a more traditional look. On the exterior, CLASSIC double glazed windows have a rounded putty look and triple glazed windows have a feature glazing bead.

Dimensions

Standard frame depth	120mm
Possible frame depth	140, 160, 180mm
Frame/casement height	86mm
Frame height	42mm
Post	58mm
Sealants	2, 3 (possible)
Glazing bars	24mm, 44mm, 58mm
Glas-dividing glazing bar	58mm

Opening types

Fixed	✓
Top guided	✓
Side guided	✓
Side hung	✓
Reversible	✓
Tilt and turn	✓
Patio door	✓
Double patio door	✓
Glass to glass corners	✓

Energy performance

With standard triple glazing	
Uw	0,78 W/m²K
With standard double glazing	
Uw	1,29 W/m²K

Options	
Trickle vent	✓
Groove cut	✓
Restrictor	✓
Sheet metal bending	✓
Night vent	Standard
Visible drainage	✓
Lockable handles	✓
Cup handles for patio doors	✓
Coloured hinges	✓



42mm pinewood threshold with aluminium step protection is standard for patio doors that open outwards and is not possible for patio doors that open inwards.



25mm aluminium threshold is standard for patio doors that open inwards and is also possible for patio doors that open outwards.



15mm low composite/aluminium threshold is an alternative for all types of patio doors.



43mm hardwood threshold in oak is an alternative for all types of patio doors.

PATIO DOOR DESIGN

The KASTRUP ENERGY outward opening wood/alu patio door has a casement height of only 74mm. You get more light into your living room and you don't interrupt the facade appearance when combining patio doors with windows. Wood/alu patio doors that open inwards have a casement height of 90mm. Additionally, you can choose different threshold solutions for your patio door.



KASTRUP ENERGY WITH AN OAK SASH

The KASTRUP ENERGY with an oak sash combines the benefits from the standard ENERGY-series with the possibility of one design combination of an interior pinewood frame, an oak sash and an exterior aluminium frame.



The KASTRUP ENERGY series with an oak sash comes as standard in designstyle MODERN with a smooth internal profiling. You can always choose the designstyle CLASSIC for an internal profiling in a more traditional look. The glazing bead is as standard made of oak, but you can also choose the bottom glazing bead in aluminium. The dimensions and opening types are the same as for the standard KASTRUP ENERGY series and the thermal performance is $U_w = 0,89 \text{ W/m}^2\text{K}$.





 100% Made in Denmark

INVI

A revolutionary, minimalist-style wood/alu window that provides great light and one of the best energy values in the industry.



INVI
Ultra-slim design with sharp lines for modern architecture.



INVI Vetro
The most exclusive window experience with a window clad solely with glass on the outside. Available in a range of RAL colours.



Designer handle
The exclusive handle is easy to clean behind. There is also the option of a lockable handle with a descreet key lock that matches the design.



High level of burglar resistance
Cremone system with multiple locking points and fully-glued glass as standard security package. INVI is certified to PAS24.




Everything in the same design
The fixed frame, opening windows and patio doors all have identical dimenions. That means you can combine the different types of opening without compromising on design.



Durable, high quality materials
No dark marks and virtually knot-free pinewood. Extra resistant powder coated aluminium. A fibre-reinforced composite frame to ensure stability.



Handle operated brake is standard
Side hung windows and patio doors include a handle operated brake that secures the casement's position during normal wind conditions. Top guided and side guided windows include friction brake.



Tightness in a league of its own
Three seals and a frame seal that is fitted in a groove, so it does not retract over time. The fibre-reinforced composite frame means you have no thermal bridges. This prevents condensation problems.


Dimensions		Opening types		Energy performance	
Standard frame depth	140mm	Fixed	✓	With standard triple glazing Uw0,76 W/m²K	
Possible frame depth	160, 175mm	Top guided	✓		
Frame/casement height	56mm	Side guided	✓		
Frame height	42mm	Side hung	✓		
Post	92mm	Reversible	✓		
Sealants	3	Patio door	✓		
Glazing bars	25mm, 45mm, 60mm	Double Patio door	✓		





FIJI ALUMINIUM COLOURS

Kastrup uses FIJI colours that are extra resistant to scratches and abrasions, as standard. The FIJI colours have a textured finish and are therefore more resistant to dirt than the typical window surfaces.



MATT ALUMINIUM COLOURS

In addition to our FIJI colours, Kastrup also offers a standard range of RAL colours in matt gloss 30. A relatively matt gloss that makes scratches less pronounced.

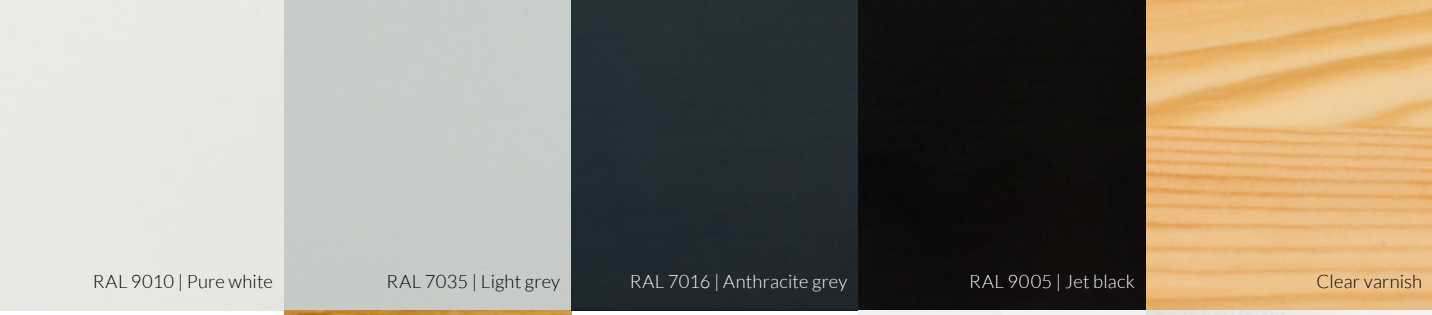
SABLÉ COLOURS

Aluminium colours with a rustic structure and a granite look are becoming increasingly popular. The rough structured surface looks fantastic and gives a more exclusive feel. Kastrup offers Sablé colours for a small additional charge.




TIMBER COLOURS

Kastrup uses slow-growing north Scandinavian pinewood. All timber is scanned for knots, cracks and resin exudations, any imperfections are cut off. The finger-jointed timber is therefore virtually knot-free. All timber is either FSC® or PEFC® certified.




HARDWOOD WITH CREDIBILITY

Kastrup works exclusively with European oak from selected quality suppliers. Oak windows and doors are premium products with a precious finish. Oak is a very resistant, heavy and stable material.



PATTERNED GLASS

Patterned glass, or frosted glass, are used for windows and doors where you want to limit visibility - for example in bathrooms and front doors. Kastrup offers the most sought-after types of patterned glass.



Wood/alu front doors

The front door is made of aluminium on the outside and wood on the inside.



Wood/alu panelled door

The most commonly used entrance door has an aluminium frame and a MDF door panel with a kick plate on the outside.



Wood/alu AluFrontLine

This exclusive entrance door has solely aluminium exterior and wood interior.



Wood/alu sliding doors

Our top selling sliding door collection, matching the KASTRUP ENERGY series. Due to the slim frame, the sliding door can also be combined with the INVI series.



www.kastrupwindows.com

We are one of Denmark's fastest growing window and door manufacturers.



Kastrup A/S Holstebro

Mosebyvej 40
DK-7500 Holstebro



Kastrup A/S Skive

Fabriksvej 5
DK-7800 Skive

10 YEARS
WARRANTY



Enhanced
Security
Window



MEMBER OF
IFN